



Framework
for Assessing the Impact
of an Electronic Journal Collection
on Library Costs and Staffing



Carol Hansen Montgomery, Ph.D.
and JoAnne L. Sparks, M.S.L.S.





Introduction

- 
- Our Goal
 - Institutional Readiness
 - Development of Drexel's E-Journals
 - Impact on Library Costs and Staffing
 - Major Issues
- 



Institutional Readiness

- 
- Administrative Support
 - Computer Literate Users
 - Infrastructure in Place
 - Poor Current Journal Collection
 - Major Budget Increase
 - Distance Education Programs
 - Willingness to Take Risk
- 




Drexel's Journals



1998



- One full-text collection (approx. 100 e-Journal titles)
- 1,850 print titles

2000

- 4,951 E-Journal Titles
 - 953 Print Titles
 - 200 of the 953 Bundled (print required to access electronic)
- 





Developing the Collection

- 
- Much More Complex
 - Many More Variables than Print
 - Deal Making
 - Purchased in Packages
 - Price/Contract Negotiation
 - Developing Database to Manage
 - Working With Swets to Simplify
- 




Strategies to Eliminate Print

- 
- Throw Away
 - Give to Colleges
 - Give to Faculty
 - Give/Sell to Back Issue Jobber
 - All of Above Before Binding
 - Interception by Vendor
- 





Impact on Staff & Costs

- 
- Infrastructure/Systems & Space
 - Administration
 - Technical Services
 - Circulation/Access
 - Reserve
 - Document Delivery/ILL
 - Information Services
- 




Infrastructure - 1 Systems

- Network - Capital and Maintenance
 - Hardware & Software - Capital & Maintenance
 - Setting up Access
 - Database Development
 - Printing
- 





Infrastructure - 2 Space Utilization

- Stack Area
 - \$2 Million to Construct
 - \$240K/yr to Maintain
- 




Administration

- 
- Negotiating Contracts
 - Managing Change
 - Budgeting
- 





Subscription Costs

- \$335K for 4951 E-Journals
 - \$113K for 953 Print Journals

 - \$66/Title for E-Journals
 - \$149/Title for Print Journals
- 




• Technical Services

- 
- Acquisitions
 - Check-in
 - Claiming
 - Binding
 - Cataloging
 - Database List Maintenance
- 




•Circulation/Access

- Shelving
 - Stack Maintenance
 - Photocopying
 - Use Data Collection
- 




Use Data



	Titles	Uses
Print (98/99)	1,475	40,033
E-Journals	(7/99-2/00)	
ACS	32	3,819
ScienceDirect	1,017	25,540
ProQuest	1,000	30,532




Use Measures

- Use per Title Greater for E-Journals by about 30 % (est.)
 - Cost per use Less for E-Journals by about 50% (est.)
- 





Reserve

- Fewer Items on Reserve by 30%
 - Circulation of Reserve Items Down by 50%
 - Electronic Reserves Require Higher Skill Level
- 





Document Delivery

- 
- Expect Decrease in ILL Photocopy Requests
 - Not Evident To Date
 - Possible Offset by Increased Access to Web Databases
- 



Information Services



- 
- Fewer but Longer Transactions
 - Increased Need for Instruction
 - Increase in Documentation
 - Increased Effort in Journal Selection & Evaluation
- 

Annual Salary Costs

Function	Capital	Operating Difference	Impact
Systems	\$55,000	\$35,000	Increase
Management	\$40,000	\$40,000	Increase
Tech Services	None	-\$13,000	Decrease
Shelving	None	-\$20,000	Decrease
Evaluation	\$10,000	\$40,000	Increase
Total	\$105,000	\$82,000	Increase




Major Staff and Cost Issues

- 
- Added Costs in E-Journal Model that Offset Labor Savings Related to Print
 - Need to Improve Selection and Acquisition of E-Journals
 - Need to Improve Ways to Create Finding Aids
 - Need to Improve Use Statistics
- 



Stay the Course

- 
- Many Added Values
 - Cost-Effective
 - Service Will Continue to Improve
- 